

Werkboekje Pasen - 1KK





Zoekplaat



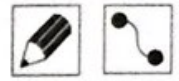
Zoek de paaseieren op deze bladzijde en kleur ze.
Kun je de eieren ook tellen? Hoeveel zijn het er?



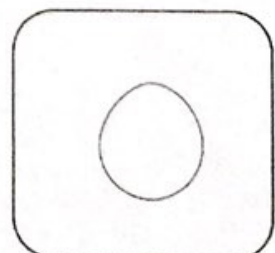

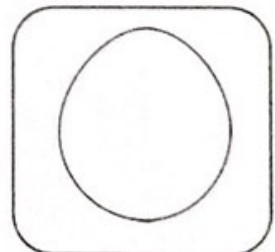

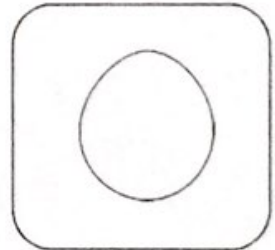

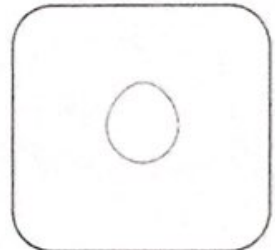

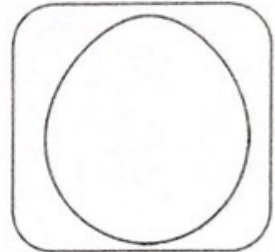

Verbind de plaatjes die bij elkaar horen.



Werkblad meten en vergelijken












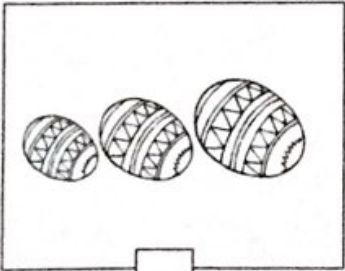
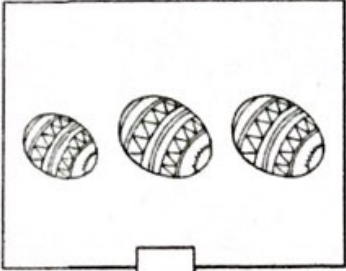

Van welke kip is het ei? Trek een lijn.





Werkblad serieren



Waar zie je van klein naar groot? Zet een kruisje in dat hokje.

 <input type="checkbox"/>	 <input type="checkbox"/>	 <input type="checkbox"/>
 <input type="checkbox"/>	 <input type="checkbox"/>	 <input type="checkbox"/>
 <input type="checkbox"/>	 <input type="checkbox"/>	 <input type="checkbox"/>
 <input type="checkbox"/>	 <input type="checkbox"/>	 <input type="checkbox"/>

Help jij de paashaas de uitgang te vinden?



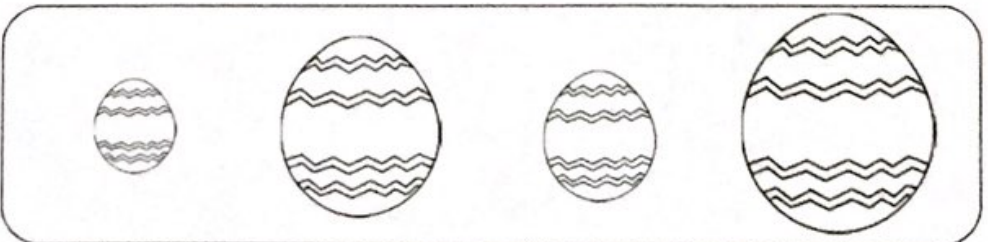
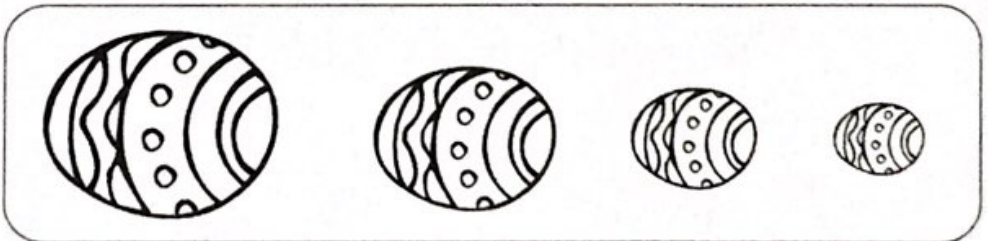
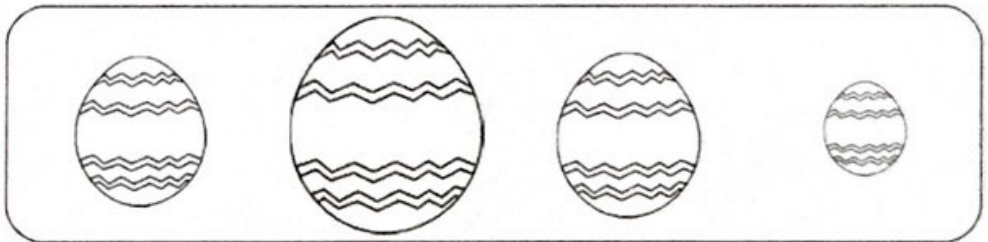
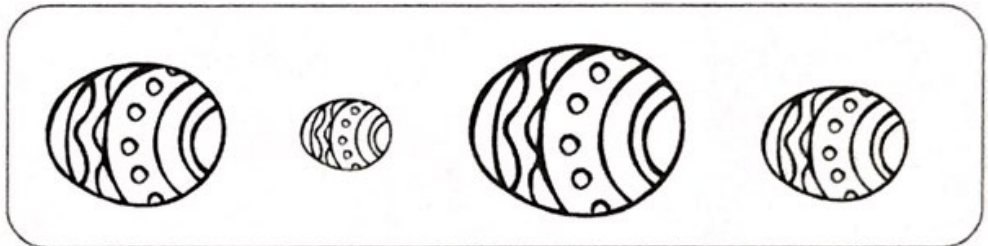
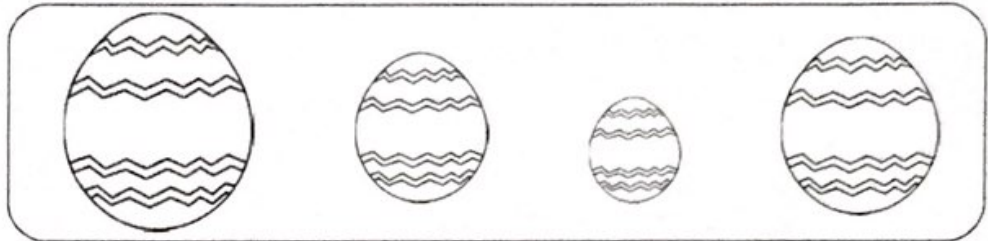
Werkblad grootst en kleinst




Kleur in elk vak het grootste ei geel





en het kleinste ei blauw



Kleur hetzelfde plaatje.




Verbind dezelfde plaatjes.



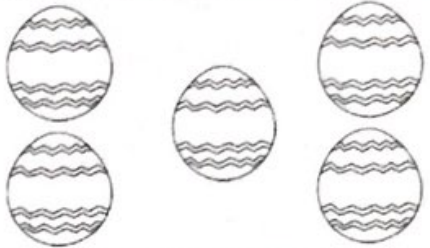
Werkblad tellen




Tel en kleur net zoveel rondjes




Three cartoon chicks are shown in a row. Below them is a grid of ten empty circles arranged in two rows of five, intended for counting and coloring.



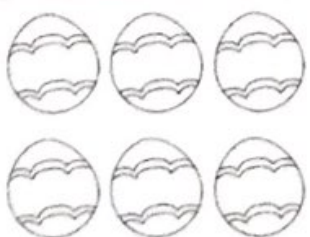
Five decorated Easter eggs are shown in two rows: two in the top row and three in the bottom row. Below them is a grid of ten empty circles arranged in two rows of five, intended for counting and coloring.



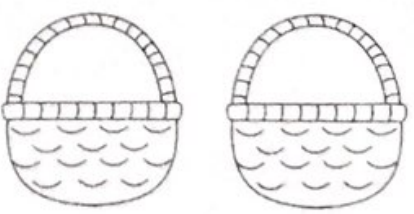
Four cartoon chicks wearing polka-dot dresses are shown in a row. Below them is a grid of ten empty circles arranged in two rows of five, intended for counting and coloring.



A cartoon rabbit is shown sitting and holding a basket. Below it is a grid of ten empty circles arranged in two rows of five, intended for counting and coloring.



Six decorated Easter eggs are shown in two rows of three. Below them is a grid of ten empty circles arranged in two rows of five, intended for counting and coloring.



Two woven baskets are shown in a row. Below them is a grid of ten empty circles arranged in two rows of five, intended for counting and coloring.

Tips om de dag door te komen:
(Kleur in wat je al gedaan hebt)



samen lezen



buiten spelen



samen koken



gezelschapspel spelen



knutselen



dansen



helpen met poetsen



filmavond



Maak een gekke foto



optreden



hoge toren bouwen



maak een kamp uit kussens/ lakens




werkje maken



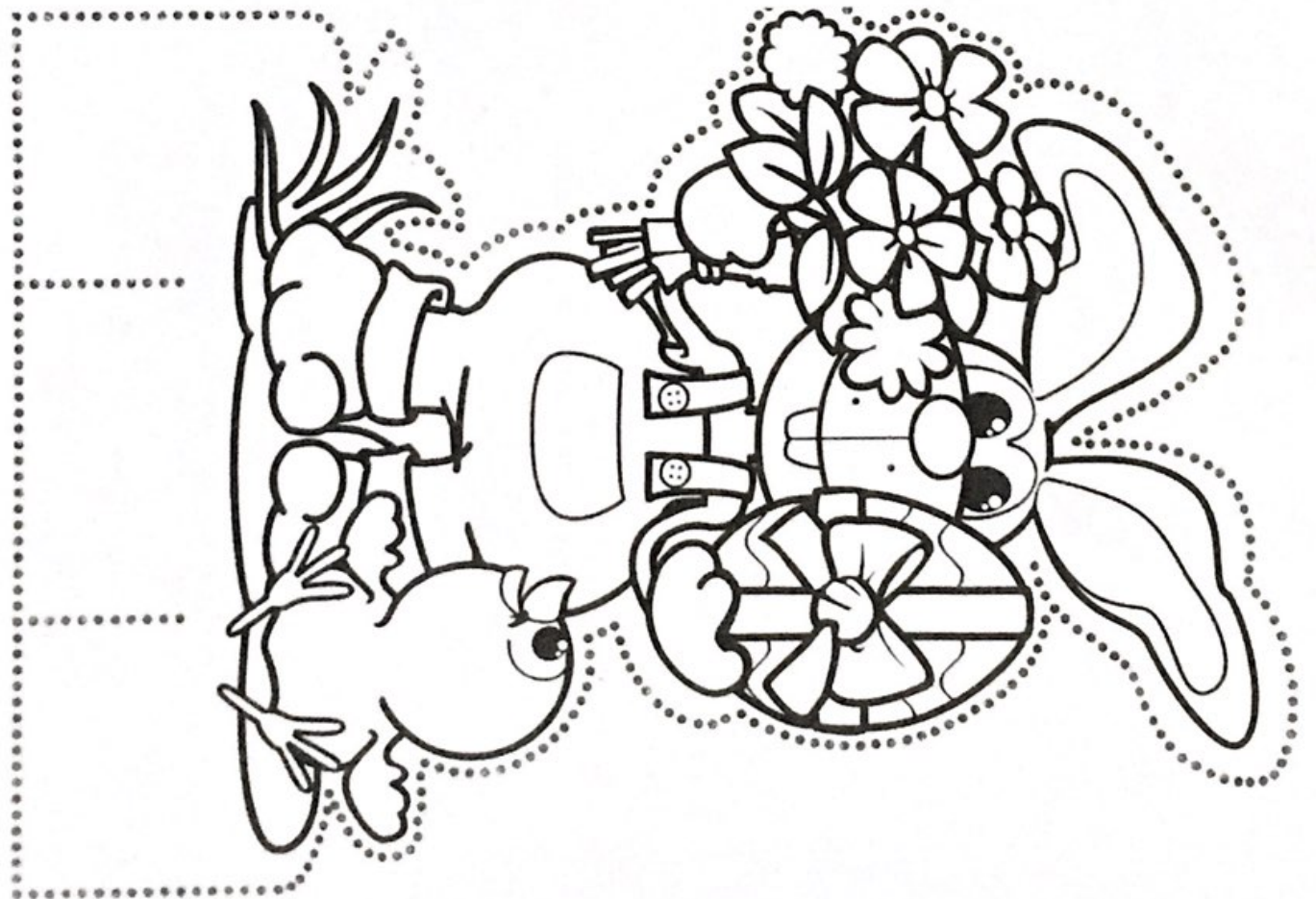

kaartje sturen naar oma/opa/..



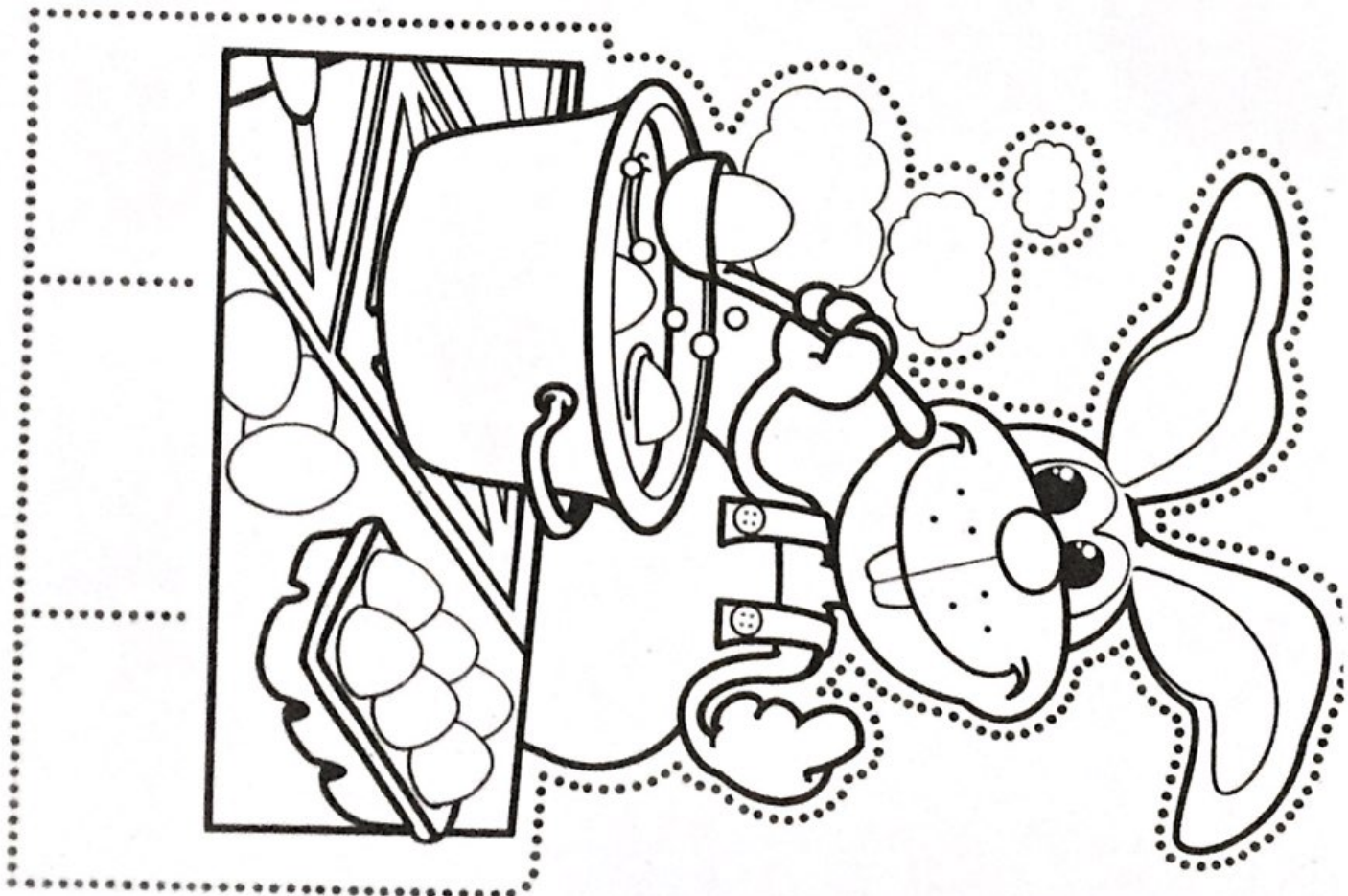

Leer een nieuw trucje



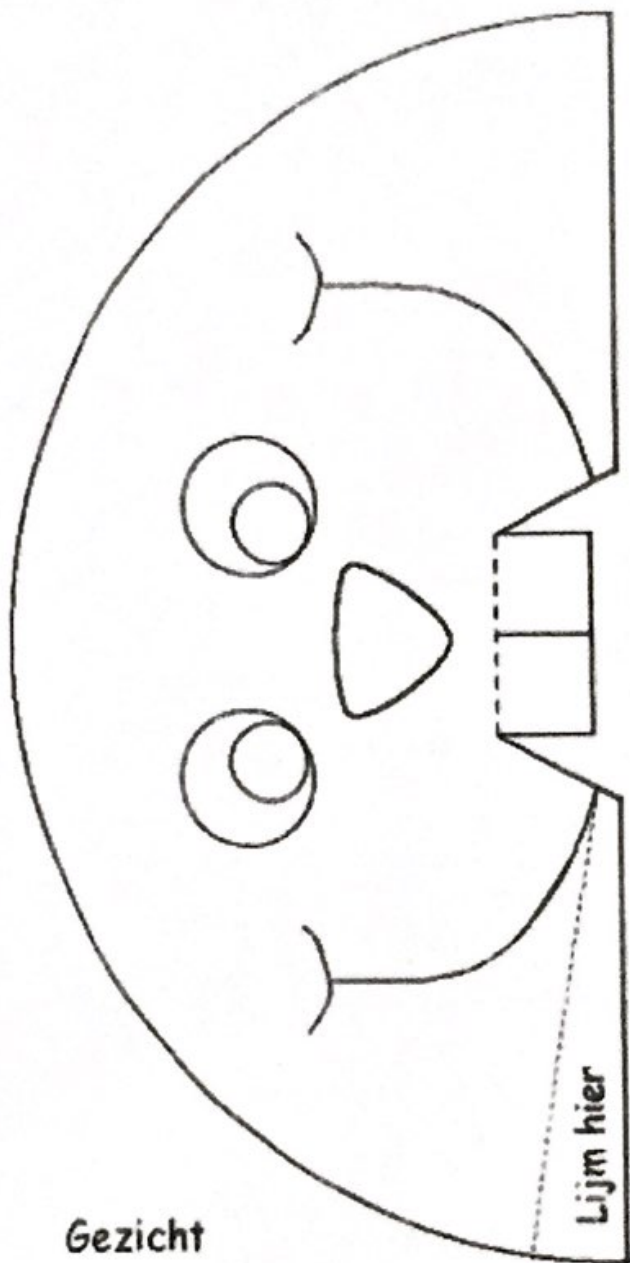
Prik dit uit!




Prik dit uit!




Maak een masker!








Dit kuikentje hoort
bij het ei!







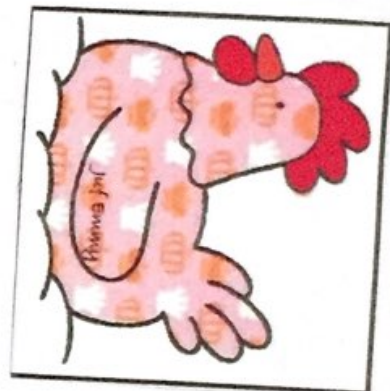
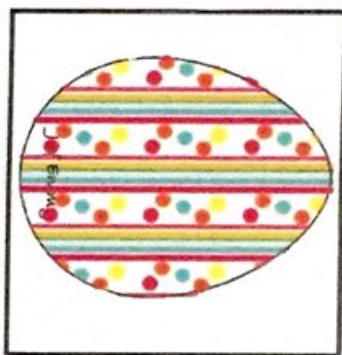

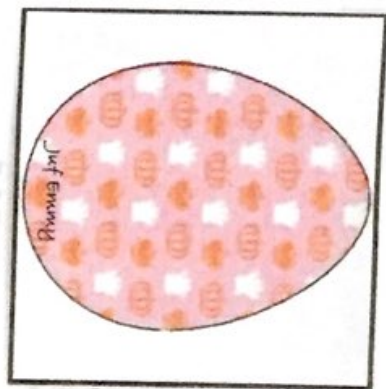

Zoek de paaseieren en kleuren maar



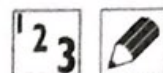
© Illustraties Karin Luitenberg 2007 - www.frokkienhola.nl



Memoryspel: knip uit
en zoek dezelfde!



Werkblad tellen - samen 5



De paashaas begon vandaag met 5 eitjes in zijn mandje. Tel hoeveel eitjes de paashaas nog heeft. Weet jij nu hoeveel eitjes hij al verstopt heeft?

